



महाराष्ट्र राज्य खनिकर्म महामंडळ मर्यादित

(महाराष्ट्र शासनाचा अंगीकृत उपक्रम)

नोंदणीकृत कार्यालय : खनिकर्म भवन, प्लॉट क 7, अजनी चौक, वर्धा रोड, नागपूर-440015

पत्र क मराखम/कोळसा/19/ 717

दिनांक:

1 OCT 2019

प्रति,
मा. प्रधान सचिव,
उद्योग - ७,
उद्योग उर्जा व कामगार विभाग,
मंत्रालय, मुंबई ४०० ०३२.

विषय :- राज्य कियान्वयन यंत्रनेद्वारे राज्यात सूक्ष्म, लघु व मध्यम उद्योग घटकांना कोळसा वितरण संदर्भात तिमाही अहवाल माहे एप्रिल ते जुन २०१९.
संदर्भ :- शासन निर्णय क. कोळसा-२०१४/प्र.क.२७७/उद्योग-७, मंत्रालय, मुंबई दिनांक १२ जुलै २०१६

महाराष्ट्र राज्याची कियान्वयन यंत्रणा म्हणून राज्यातील सूक्ष्म, लघु व मध्यम उद्योग घटकांना नवीन कोळसा वितरण धोरणातर्गत महाराष्ट्र राज्य खनिकर्म महामंडळाच्या माफकत कोळसा वितरणसंदर्भात करण्यात आलेल्या कार्यवाहीचा इंधन पुरवठा करार (Fuel Supply Agreement) च्या मुद्दा क. 4.4 नूसार schedule VI प्रमाणे माहे एप्रिल २०१९ ते जुन २०१९ या कालावधीचा अहवाल या पत्रासोबत आपल्या सुलभ माहितीकरीता पाठविण्यात येत आहे.

धन्यवाद



पी.वाय. टेभरे

महाव्यवस्थापक (संचलन)

महाराष्ट्र राज्य खनिकर्म महामंडळ मर्यादित
महाराष्ट्र राज्य खनिकर्म महामंडळ मर्यादित, नागपूर


सहपत्र :- उपरोक्तप्रमाणे

प्रत :- कक्ष अधिकारी, उद्योग ९, उद्योग उर्जा व कामगार विभाग,
मंत्रालय, मुंबई ४०० ०३२ यांना माहितीस्तव

o/c


Maharashtra State Mining Corp Ltd (Coal Dist)
 Khanikarn Bhawan, Plot No 7, Ajni Sq.
 Wardha Road, Nagpur-15
 Contact: 0712-2253205
 www.msmc.gov.in

S.N.	File No.	Name of Units	District	FSA Qty./Yr	FSA Date	Apr-19		May-19		Jun-19	
						Allotted	Lifted	Allotted	Lifted	Allotted	Lifted
1	381	Abhay Nutrition Pvt. Ltd.	Jalna	9,948	21.08.2018	642	-	624	-	656	-
2	860	Abhideep Chemicals Pvt.	Chandrapur	4,200	20.08.2018	283	283	614	614	827	827
2	266	Arnol Oils	Jalgaon	1,752	19.10.2018	113	-	-	-	-	-
3	169	Amrawati Metal Works	Amrawati	900	21.08.2018	58	58	56	56	59	59
3	487	Anantkripa Paper Products	Buldhana	3,600	21.08.2018	233	-	225	-	237	-
4	407	Apoorva Minerals	Nagpur	3,972	17.10.2018	331	331	316	316	322	322
4	826	Arham Corrugators	Wardha	480	09.10.2018	31	-	-	-	-	-
5	49	Arvind Pulse Mills	Nagpur	2,160	21.08.2018	140	140	-	-	-	-
5	108	Arya Minerals & Techno Products	Bhandara	6,000	23.10.2018	500	500	500	500	323	-
6	638	Astalaxmi Re-Rolling Jalna Pvt Ltd	Jalna	9,972	24.09.2018	643	-	625	-	657	-
6	223	Aurangabad Alloys Pvt. Ltd.	Aurangabad	3,600	20.08.2018	233	-	225	-	237	-
7	412	B.G.Rubber	Aurangabad	2,300	29.12.2018	149	149	144	138	152	152
7	857	Baba Ramdeo Silky Rice Mill	Gondia	4,620	25.09.2018	298	298	292	292	304	-
8	212	Bagh Fruits	Nagpur	240	16.08.2018	53	53	52	52	68	68
8	40	Bajrang Kraft Board	Yeotmal	2,400	21.08.2018	155	155	150	150	100	100
9	109	Bhakti Extractions Pvt. Ltd.	Jalna	8,280	21.08.2018	535	-	518	-	546	-
9	665	Bhandara Zilha Dugdh Utpadak Sah. Sangh Mary	Bhandara	1,934	22.11.2018	125	125	121	-	127	-
10	84	Bhawana Engineering Ind.	Nagpur	1,416	16.08.2018	91	91	89	89	93	-
10	631	Bhumi Cottex Industry Pvt. Ltd.	Jalna	8,412	27.09.2018	701	701	701	701	701	701
11	168	Bhuvaneshwar Refineries Pvt. Ltd.	Amrawati	4,000	21.08.2018	258	258	250	250	264	264
11	948	Bitube Industries	Kolhapur	9,972	18.08.2018	517	517	775	775	657	-
12	616	B:Kar Product	Nagpur	1,536	20.08.2018	99	99	196	196	150	150
12	331	Boro Criss	Nashik	4,200	21.08.2018	271	-	263	263	343	343
13	111	BSS Mines & Minerals Pvt. Ltd.	Nagpur	5,616	16.08.2018	468	468	468	468	468	468
13	660	Central India Veneer Ltd.	Nagpur	2,064	20.08.2018	133	-	129	-	136	-
14	504	Chakradhar Steams	Nagpur	5,760	16.08.2018	772	772	361	216	530	530
14	51	Chamundi Explosives Pvt. Ltd.	Nagpur	60	21.08.2018	14	14	-	-	-	-
15	827	Chawan Tile & Pipe Industries	Chandrapur	720	10.08.2018	60	60	60	60	60	60



103	657	Sona Food Products	Nagpur	3,324	23.01.2019	277	277	277	277	227	227
103	680	D. P. Ispat Pvt. Ltd	Nagpur	2,400	23.01.2019	153	153	155	155	164	164
104	705	Vaishnavi Rolling Mill Pvt Ltd	Nagpur	3,600	23.01.2019	229	228	233	233	246	246
104	888	Rajaram Steel Industries Pvt. Ltd	Nagpur	750	23.01.2019	375	374	364	364	364	364
105	637	Good Earth Agro Chem Pvt. Ltd.(SAONER)	Nagpur	6,000	23.01.2019	872	872	500	500	500	500
105	767	Digganath Steel Industries & Engg Works	Nagpur	7,200	24.01.2019	459	459	465	465	491	491
106	167	K.M. Refineries & Infraspce Pvt. Ltd.	Amrawati	3,900	29.01.2019	-	-	251	-	266	266
106	521	Nagpur Foundries Ltd.	Nagpur	75 For 3 Mon	29.01.2019	75	75	58	58	61	61
107	854	Bharat Oil Industries	Akola	2,700	28.02.2019	-	-	175	175	156	156
107	387	Agrawal Industries	Akola	3,468	28.02.2019	-	-	226	226	237	237
108	865	Piyush Food Products	Akola	2,880	28.02.2019	-	-	187	187	197	197
108	527	Arya Paper Products	Nagpur	4,000	05.03.2019	-	-	260	260	273	273

S.N.	File No.	Name of Units	District	FSA Qty./Yr	FSA Date	Apr-19		May-19		Jun-19	
						Allotted	Lifted	Allotted	Lifted	Allotted	Lifted
15	537	Chlorina Organic Industries	Bhandara	1,512	28.12.2018	98	98	95	95	100	-
16	653	Dayal Energy & Proteins Pvt. Ltd.	Akola	9,912	13.08.2018	640	-	622	622	653	-
16	377	Dayalu Dall and Oil Mill	Nagpur	2,280	01.10.2018	147	147	271	271	150	150
17	688	Delight Chemicals Pvt.Ld.	Yeotmal	10,000	25.10.2018	645	645	-	-	853	853
17	460	Divyansh Steel Pvt. Ltd.	Nagpur	8,700	16.08.2018	562	-	545	-	573	-
18	614	Dlite Blocks Pvt. Ltd	Jalgaon	8,040	18.12.2018	519	519	503	503	260	260
18	372	Drron Chemical Industries Pvt. Ltd.	Bhandara	9,132	16.10.2018	761	761	761	761	602	477
19	623	Ellora Paper Mills Ltd	Bhandara	9,600	29.09.2018	620	620	821	821	633	633
19	29	Eshan Minerals Pvt. Ltd.	Yeotmal	9,900	16.08.2018	779	779	621	40	1,177	1,177
20	161	Farook Lime	Yeotmal	3,818	18.08.2018	247	247	239	239	252	150
20	819	Gajkeshari Steel	Jalna	9,360	21.08.2018	-	-	-	-	-	-
21	783	Ganpati Alkalies & Chemicals Pvt. Ltd.	Bhandara	7,200	10.08.2018	465	465	451	226	475	378
21	615	Gaurav Industries	Nagpur	720	16.08.2018	47	-	45	45	-	-
22	332	Gauri Agrotech Products Pvt Ltd	Jalna	7,200	20.08.2018	465	150	451	451	475	250
22	230	Gayatri Paper Mill	Jalgaon	4,200	19.12.2018	141	-	137	-	144	-
23	209	Geeta Refinery Private Limited	Jalna	9,120	21.08.2018	589	-	571	-	601	-
23	824	Gima Manufacturing Pvt. Ltd.	Chandrapur	1,320	10.08.2018	110	110	110	110	110	110
24	808	Gima Tex Industries Ltd.	Wardha	1,152	10.08.2018	74	74	172	172	76	76
24	855	Ginni Agro Industries	Gondia	4,212	25.09.2018	472	472	374	374	351	351
25	626	Girsons Rubber Industries	Nagpur	2,400	20.08.2018	155	155	150	150	158	-
25	809	Godavari Pulp & Paper Mills	Nashik	9,972	16.08.2018	833	833	625	625	657	657
26	445	Good Earth Agro Chem Pvt. Ltd.(NGP)	Nagpur	6,240	16.08.2018	520	520	520	520	520	500
26	133	Gopal Bricks Industries	Nagpur	1,680	22.11.2018	163	163	158	158	-	-
27	22	Gopal Bricks Manufacturer	Nagpur	2,400	22.11.2018	233	233	225	225	-	-
27	24	Gopal Vita Company	Nagpur	2,424	22.11.2018	235	235	228	228	-	-
28	815	Gramodaya Sangh	Chandrapur	153	10.08.2018	13	13	13	13	13	13
28	558	Green Valley Food Processors Pvt. Ltd.	Satara	4,200	30.08.2018	271	-	263	263	277	-
29	776	Gujrat Ambuja	Akola	9,876	10.08.2018	781	781	1,200	1,200	740	740
29	728	Hardoli Paper Mills	Nagpur	9,600	10.08.2018	800	800	800	800	810	810
30	634	Hari Sharnam Tradelinks Pvt. Ltd.	Aurangabad	750	18.08.2018	49	49	47	47	50	50
30	157	Harison Agrotech, Butibori	Nagpur	1,248	06.09.2018	81	81	78	78	82	82
31	159	Harisons Chemical Corporation	Nagpur	1,632	16.08.2018	105	105	102	102	108	108
31	608	Haseeb Pharmaceuticals Pvt. Ltd.	Nagpur	3,600	20.08.2018	233	233	225	225	237	-




S.N.	File No.	Name of Units	District	FSA Qty./Yr	FSA Date	Apr-19		May-19		Jun-19	
						Allotted	Lifted	Allotted	Lifted	Allotted	Lifted
###	14	Hindustan Composite Limited	Bhandara	3,240	18.08.2018	209	209	203	203	214	214
33	76	Hira Food Product	Nagpur	3,720	16.08.2018	310	310	233	233	245	-
34	129	Hitendra Lime Products	Yeotmal	2,520	10.08.2018	313	313	158	-	166	166
34	731	Indigo Denim Pvt. Ltd.	Nagpur	9,816	18.08.2018	633	633	616	400	647	-
35	727	Indus Paper Board Ltd.(Origami Cellulo)	Nagpur	9,912	10.08.2018	832	832	622	622	629	629
35	666	Innovation Industries Pvt.Ltd.	Amrawati	6,000	22.10.2018	388	71	376	376	395	395
36	800	Ishwar Pulp and Paper Mill	Jalgaon	9,804	19.12.2018	642	642	473	473	346	346
36	662	J. C. Paraboling Industries	Gondia	3,492	10.08.2018	400	400	377	377	291	291
37	435	J. K. Industries	Osmanabad	3,500	21.08.2018	226	226	219	219	231	-
37	46	Jain Enterprises	Yeotmal	3,612	21.08.2018	281	281	226	-	238	80
38	312	Jalaram Feeds	Nagpur	1,584	16.08.2018	102	102	99	99	104	-
38	500	Jalaram Velcare Industries	Nagpur	1,080	16.08.2018	70	70	68	68	71	-
39	890	Jalna Siddhi Vinayak Alloys Pvt. Ltd.	Jalna	9,708	28.08.2018	-	-	-	-	-	-
39	95	K. B. Board Mills	Wardha	8,640	16.08.2018	698	698	541	541	721	721
40	512	K. S. Steel Ind.	Nagpur	2,028	20.08.2018	131	-	127	127	134	134
40	554	Kalavati Foundry	Nagpur	2,460	16.08.2018	159	159	154	154	205	205
41	517	Kaluram Food Products Limited	Akola	4,200	21.08.2018	350	350	350	350	350	350
41	206	Katariya Agro Pvt.Ltd.	Nagpur	3,528	24.10.2018	294	294	284	284	294	294
42	898	Kaygaon Paper Mills Ltd	Aurangabad	9,972	14.08.2018	644	644	748	748	657	657
42	550	Kranti Milk Processing Co-Op. Soc. Ltd.	Sangli	2,496	30.08.2018	161	-	156	-	165	-
43	712	Lasenor India Ltd.	Nagpur	6,144	10.08.2018	1,198	1,198	388	388	405	405
43	531	Laxmi Govind Paper & Pulp Mill Pvt. Ltd.	Nagpur	3,960	10.08.2018	327	327	308	308	363	363
44	646	Laxmi Steams	Nagpur	4,200	22.11.2018	271	-	265	265	277	-
44	703	Liasons Industries Ltd	Aurangabad	5,400	28.09.2018	349	180	338	232	356	-
45	620	Mahalaxmi Dhathu Udyog Pvt. Ltd.	Nagpur	2,400	10.08.2018	255	255	400	400	300	300
45	643	Mahalaxmi TMT Pvt. Ltd.	Wardha	9,912	16.08.2018	1,898	1,898	622	622	653	-
46	822	Maharashtra Carbon Ltd.	Chandrapur	1,380	10.08.2018	115	115	115	115	115	115
46	480	Mahavir Minerals	Bhandara	4,200	23.10.2018	350	350	350	350	300	300
47	667	Maheshwari Solvent Extraction Ltd	Gondia	7,200	24.12.2018	465	465	451	127	475	210
47	448	Mathura Extracation	Parbhani	4,200	21.08.2018	271	271	263	150	277	150
48	146	Mathuradash Bardiya	Yeotmal	3,744	20.08.2018	242	140	332	332	247	70
48	628	Matrix Fines Pvt. Ltd.	Aurangabad	2,400	21.08.2018	198	198	200	200	158	158
49	411	Maui Food Products	Aurangabad	2,200	29.09.2018	142	142	138	-	145	145

S.N.	File No.	Name of Units	District	FSA Qty./Yr	FSA Date	Apr-19	May-19	Jun-19	Allotted	Lifted	Allotted	Lifted	Allotted	Lifted
49	314	Mauli Metal Industries Pvt. Ltd.	Aurangabad	4,200	19.12.2018	350	350	360	360	350	350	350	350	
50	316	Mauli Metals Industries Pvt. Ltd.	Osmanabad	4,200	20.08.2018	323	323	517	517	350	350	350	350	
51	868	MKB Foods Pvt. Ltd.	Nagpur	4,440	26.11.2018	287	287	278	278	293	200	413	413	
52	281	Mohanlal Shankarlal Agro Food	Nagpur	3,960	16.08.2018	625	625	388	388	41	41	379	379	
52	530	N.B.Laboratories Pvt.Ltd	Nagpur	624	29.09.2018	40	40	39	39	285	-	414	414	
53	154	Nagpur Ceramics	Nagpur	4,560	16.08.2018	380	380	352	352	350	350	344	344	
53	82	Nakoda Group Ltd.	Nagpur	4,320	10.08.2018	414	414	270	270	344	344	725	725	
54	393	Narmada Solvex Pvt. Ltd.	Washim	4,200	21.08.2018	350	350	326	326	344	344	1,147	1,147	
54	733	Nice Papers Limited	Nagpur	5,040	10.08.2018	326	326	316	316	725	725	247	-	
55	391	Nifty Chemical	Nagpur	6,444	10.08.2018	463	463	1,147	1,147	247	-	833	833	
55	594	Nilons Enterprises Pvt. Ltd.	Jalgaon	3,744	21.08.2018	-	-	234	-	833	833	325	325	
56	698	Omsairam Steel Alloys	Jalna	9,996	20.08.2018	814	814	706	706	325	325	247	200	
56	164	Orange city steel	Nagpur	3,900	18.08.2018	252	252	244	244	247	200	288	-	
57	113	Palak Ferro Alloys	Nagpur	3,744	18.08.2018	242	242	234	234	288	-	395	395	
57	231	Parshuram Forge Pvt. Ltd.	Nagpur	4,368	21.08.2018	282	-	273	-	395	395	658	496	
58	163	Poddar Lime Products	Yeotmal	6,000	10.08.2018	388	388	376	-	658	496	270	135	
58	160	Potdar Chemicals Industries Pvt. Ltd.	Sangli	9,984	21.08.2018	813	813	626	551	270	135	150	150	
59	221	Prakash Chemical	Yeotmal	4,104	18.08.2018	265	265	257	-	150	150	237	-	
59	852	Priti & Prashant Ind	Chandrapur	1,800	10.08.2018	150	150	150	150	237	-	237	-	
60	414	R. C. Corrupack Pvt. Ltd.	Nagpur	3,600	10.08.2018	233	233	225	225	237	-	277	-	
60	226	Raghav Minerals	Nagpur	3,600	10.08.2018	299	299	225	225	277	-	633	-	
61	786	Rajlaxmi Agrotech India Pvt Ltd	Jalna	4,200	05.09.2018	252	252	263	-	633	-	234	234	
61	867	Ramdevbaba Solvents Pvt. Ltd.	Chandrapur	9,600	18.09.2018	620	620	602	462	234	234	-	-	
62	419	Ramson Ispat Ltd.	Nagpur	2,808	16.08.2018	234	234	234	234	-	-	-	-	
62	444	Ramsons Castings Pvt.Ltd.	Nagpur	3,744	24.10.2018	312	312	-	-	350	350	250	250	
63	420	Ramsons Industries Ltd.	Nagpur	4,200	16.08.2018	418	418	350	350	250	250	175	75	
63	465	Ramsons Refractories Pvt. Ltd.	Nagpur	3,000	16.08.2018	250	250	253	253	175	75	211	-	
64	737	Ran Chemicals Pvt. Ltd.	Nagpur	2,652	31.08.2018	171	171	166	166	211	-	277	-	
64	534	Ranjana Industries	Gondia	3,204	30.08.2018	207	207	201	201	277	-	304	304	
65	607	Real Dairy Industries Pvt. Ltd.	Pune	4,200	29.09.2018	271	271	-	-	304	304	330	330	
65	302	Roshan Lime	Yeotmal	4,608	10.08.2018	298	298	490	490	330	330	113	113	
66	668	S. S. Industries	Gondia	4,032	10.08.2018	460	460	645	645	113	113	-	-	
66	522	S.K.G Refineries Ltd	Nagpur	1,716	29.09.2018	111	111	107	107	-	-	-	-	



84	115	Supreme Bituchem India Pvt. Ltd.	Nagpur	3,780	21.08.2018	244	-	237	-	249	-
85	155	Supreme Refractories & Products Pvt. Ltd.	Nagpur	4,032	16.08.2018	330	330	252	-	336	336
85	601	Swaraj Agro Industries	Satara	4,140	21.08.2018	267	-	259	-	273	-
86	604	Swaraj India Industries Ltd.	Satara	4,080	21.08.2018	264	-	-	-	269	-
86	130	Swastik Lime Factory	Yeotmal	4,320	10.08.2018	429	429	270	-	285	285
87	75	Swastik Mineral & Lime Industries	Yeotmal	2,448	10.08.2018	308	308	153	-	161	161
87	352	Swastik Petrochem India Pvt.Ltd	Nagpur	4,200	29.09.2018	271	271	-	-	-	-
88	622	Tania Industries Pvt. Ltd.	Nagpur	9,600	22.11.2018	620	620	602	602	633	633
88	897	Tanmay Polyfilms Pvt. Ltd.	Jalna	3,240	21.08.2018	209	-	203	-	214	-
89	735	Tapadia Polysters Pvt. Ltd.	Nagpur	2,160	10.08.2018	140	140	135	135	142	142
89	864	Tirupati Indutries	Nanded	3,744	23.10.2018	312	312	312	312	247	125
90	354	Trimurti Feeds	Nagpur	2,616	16.08.2018	218	218	218	218	218	218
90	732	Triveni Wires Pvt. Ltd.(Butibori)	Nagpur	3,600	04.09.2018	233	93	225	225	237	75
91	16	Triveni Wires Pvt. Ltd.(Higna)	Nagpur	2,880	20.08.2018	186	186	180	100	190	75
91	724	Ujjwal Ispat Pvt. Ltd.	Nagpur	3,276	10.08.2018	212	82	205	105	216	-
92	629	Umesh Boards	Aurangabad	2,700	21.08.2018	205	205	225	225	178	178
92	654	Utkarsh Paper & Board	Nagpur	4,104	21.08.2018	323	323	257	257	270	270
93	647	Vaishali Agro Soya Product	Latur	9,000	16.08.2018	1,495	1,495	1,101	1,101	757	757
93	514	Vaishali Foundry Works	Nagpur	2,400	16.08.2018	155	155	150	150	200	200
94	96	Vaishanau Feeds	Amrawati	3,120	29.09.2018	202	202	195	-	109	109
94	578	Varun Agro Processing Foods Pvt Ltd	Nashik	4,200	15.09.2018	271	271	263	263	260	260
95	39	Vedsidha Products Pvt. Ltd.	Nagpur	9,768	10.08.2018	631	93	613	613	644	160
95	602	Vee Kay Oil Pvt.	Buldhana	2,856	10.08.2018	184	184	179	179	188	188
96	392	Venkatesh Refineries Pvt. Ltd.	Jalgaon	6,948	21.08.2018	449	449	437	437	429	429
96	389	Venus Rolling Mills	Nagpur	4,200	10.08.2018	271	-	-	-	-	-
97	220	Vidya Minerals & Processors	Gondia	4,512	20.08.2018	376	376	375	375	297	-
97	617	Yash Forgings Pvt. Ltd.	Nagpur	2,880	10.08.2018	186	186	180	180	190	60
98	801	Yash Paper Mill	Akola	2,628	15.10.2018	170	170	165	56	173	-
98	639	Kay Power and Paper Ltd.	Satara	9,960	07.01.2019	340	-	329	-	346	-
99	366	Kasat Bricks	Jalgaon	832	21.01.2019	81	-	78	78	-	-
99	621	Diwanka Energy Pvt. Ltd.	Nagpur	1,500	22.10.2019	97	97	94	94	99	47
100	58	Shree Arihant ispat Pvt. Ltd.	Nagpur	5,400	23.01.2019	686	686	338	338	356	-
100	738	Atul Polymer	Nagpur	3,960	23.01.2019	256	256	399	399	330	330
101	718	Shree Ganesh & Company	Nagpur	4,152	23.01.2019	268	-	260	260	274	274
101	725	Shri Salasar Agro Processors UNIT 2	Nagpur	9,600	23.01.2019	620	620	602	526	633	225
102	730	Sharda Ispat Ltd	Nagpur	4,200	23.01.2019	271	271	263	200	207	207
102	656	Sai Baba Solvent Industries LLP	Nagpur	8,892	23.01.2019	574	574	557	557	586	586



103	657	Sona Food Products	Nagpur	3,324	23.01.2019	215	215	208	208	219	
103	680	D. P. Ispat Pvt. Ltd	Nagpur	2,400	23.01.2019	155	-	150	150	158	
104	705	Vaishnavi Rolling Mill Pvt Ltd	Nagpur	3,600	23.01.2019	233	-	225	-	237	
104	888	Rajaram Steel Industries Pvt. Ltd	Nagpur	750	23.01.2019	427	427	372	372	375	375
105	637	Good Earth Agro Chem Pvt. Ltd.(SAONER)	Nagpur	6,000	23.01.2019	500	500	497	497	500	500
105	767	Digganath Steel Industries & Engg Works	Nagpur	7,200	24.01.2019	465	465	451	451	225	225
106	167	K.M. Refineries & Infraspace Pvt. Ltd.	Amrawati	3,900	29.01.2019	252	252	244	244	124	124
106	521	Nagpur Foundries Ltd.	Nagpur	75 For 3 Mon	29.01.2019	58	58	59	59	59	59
107	854	Bharat Oil Industries	Akola	2,700	28.02.2019	174	174	169	169	178	-
107	387	Agrawal Industries	Akola	3,468	28.02.2019	224	224	213	213	157	157
108	865	Piyush Food Products	Akola	2,880	28.02.2019	186	186	180	180	192	192
108	527	Arya Paper Products	Nagpur	4,000	05.03.2019	258	258	250	250	264	-
109	818	Navkar Paper Mills	Buldhana	3,400	27.03.2019	220	220	253	253	295	295
109	906	Smruthi Organics Ltd.	Solapur	6,480	26.04.2019	540	540	540	540	540	540
110	913	Manoj Udyog	Nanded	175	22.05.2019			131	131	-	-
110	914	Janaki Udyog	Nanded	175	22.05.2019			131	131	-	-
111	918	G.K.B. Bricks	Nanded	175	22.05.2019			131	131	-	-
111	919	G.P.C. Bricks	Nanded	175	22.05.2019			131	131	-	-
112	921	B.N.B. Bricks	Nanded	175	22.05.2019			131	131	-	-
112	923	Gajanan Bricks	Nanded	175	22.05.2019			131	131	-	-
113	927	B.R. Bricks	Nanded	175	22.05.2019			131	131	-	-
113	928	S.B. Bricks	Nanded	175	22.05.2019			131	131	-	-
114	929	Balaji Bricks	Nanded	175	22.05.2019			131	131	-	-
114	930	Santosh Bricks	Nanded	175	22.05.2019			131	131	-	-
115	931	Bhene Bricks	Nanded	175	22.05.2019			131	131	-	-
115	932	Kamal Bricks	Nanded	175	22.05.2019			131	131	-	-
116	933	Fakir Bricks	Nanded	175	22.05.2019			131	131	-	-
116	934	Subhash Udyog	Nanded	175	22.05.2019			131	131	-	-
117	935	Sai Bricks	Nanded	175	22.05.2019			131	131	-	-
117	936	Laxmi Bricks	Nanded	175	22.05.2019			131	131	-	-
118	937	Madhav Bricks	Nanded	175	22.05.2019			131	131	-	-
118	938	Y.M. Bricks	Nanded	175	22.05.2019			131	131	-	-
119	939	Asole Bricks	Nanded	175	22.05.2019			131	131	-	-
119	940	Palay Bricks	Nanded	175	22.05.2019			131	131	-	-
120	941	Sanjay Bricks	Nanded	175	22.05.2019			131	131	-	-
120	942	Mira Udyog	Nanded	175	22.05.2019			131	131	-	-

121	943	Ganesh Udyog	Nanded	175	22.05.2019			131	131	-	-
121	944	Balaji Products	Nanded	175	22.05.2019			131	131	-	-
122	945	Akash Bricks Industries	Nanded	175	22.05.2019			131	131	-	-
122	861	Pankaj Oil Mill	Amrawati	2,496	22.05.2019			156	156	165	165
123	862	Ruchi Enterprises	Amrawati	2,712	22.05.2019			170	170	177	70
123	836	Aerocom Cusion Pvt. Ltd.	Nagpur	262	22.05.2019			16	16	17	17



